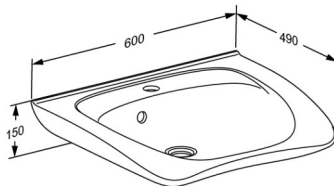




PRESSALIT®

Product Item number	<p>MATRIX CURVE II ergonomic wash basin with tap hole and overflow</p> <p>R2052000</p>
Colour	<p>VVS:636862300</p> <p>NRF:6132513</p> <p>RSK:7503001</p> <p>EAN:5708590333861</p> <p>HMI: 101015</p> <p>White</p>
Product description	 <p>MATRIX is a series of wash basins, most of them are designed by Pressalit. MATRIX SMALL and CURVE wash basins fit onto PLUS, SELECT and VALUE wash basin brackets, whereas MATRIX MEDIUM, ANGLE, ANGLE DEEP and SQUARE are tailor made to fit specific brackets.</p> <p>MATRIX CURVE II ergonomic wash basin, 600 x 487 x 150 mm, with tap hole Ø36 mm and overflow.</p> <p>Supplied with drain fitting. The concave front edge stabilises standing as well as seated users. The rounded edges are also comfortable to hold and rest against. The flat bottom leaves room for the legs underneath.</p> <p>Material: Ceramic.</p> <p>Suitable for wash basin brackets from the Pressalit PLUS, SELECT and VALUE ranges.</p>
Product capacity	<p>150 kg.</p>
Materials Ergonomy	<p>Ceramic</p> <p>The concave front edge stabilises a standing as well as a seated user. The rounded shapes are nice to grip and lean against. The design of the corners leaves space and supports the elbows in the basin and the flat bottom leaves space for the legs of a seated user.</p>
Warranty	<p>Pressalit makes a commitment to remedy material and manufacturing defects for a period of five years from the invoicing date.</p>



PRESSALIT®


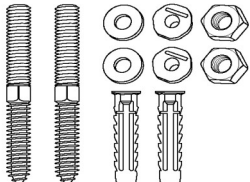

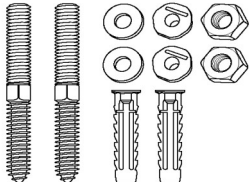

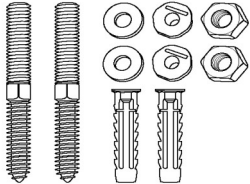

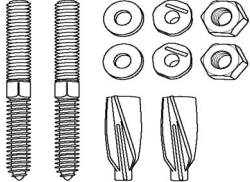

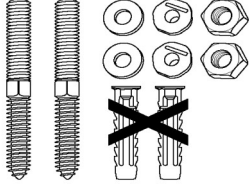
Product Item number	MATRIX CURVE II ergonomic wash basin with tap hole and overflow R2052000
Cleaning	<p>Wash basin</p> <p>For cleaning the wash basin, use hot water and a mild soapy cleaning agent. Make sure that the product is wiped down with a soft rag wrung out in clear water immediately after cleaning.</p> <p>For disinfecting the wash basin, the following agents can be used:</p> <p>Sodium hydroxide 5%</p> <p>Acetic acid solution 10%</p> <p>Ethanol solution 70%</p> <p>Sodium hypochlorite 5%, active chlorine</p> <p>Sodium chloride 170g/l, diluted to 50%.</p> <p>Make sure that the product is wiped down with a soft rag wrung out in clear water immediately after disinfection.</p> <p>NB! Do not use abrasive cleaning agents, as this will cause damage to the surface of the wash basin.</p>
Declaration of conformity	<p>Declaration of Performance</p> <p>Compliance criteria according to EN 14688:2015.</p> <p>4.1 Load resistance: Pass.</p> <p>4.2 Draining of water: Pass.</p> <p>4.3 Resistance to temperature changes: Pass.</p> <p>4.4 Resistance to chemicals and staining agents: Pass.</p> <p>4.5 Surface stability / resistance to scratching: Pass.</p> <p>4.6 Cleanability: Pass.</p> <p>4.7 Protection against overflow: CL 15.</p> <p>4.8 Durability: Pass.</p>



PRESSALIT®







Product	MATRIX CURVE II ergonomic wash basin with tap hole and overflow
Item number	R2052000

Installation in different wall types

	<p>Concrete >B25</p> <p>V8602 - Mounting kit, 2 coach screws Ø10 x 100 - plugs SX12. To be ordered separately</p>	
	<p>Solid Brick >= Mz12</p> <p>V8602 - Mounting kit, 2 coach screws Ø10 x 100 - plugs SX12. To be ordered separately</p>	
	<p>Solid Sand Lime Brick >= Hlz12</p> <p>V8602 - Mounting kit, 2 coach screws Ø10 x 100 - plugs SX12. To be ordered separately</p>	
	<p>Aerated Concrete P4</p> <p>V8652 - Mounting kit, 2 coach screws Ø10 x 100 - plugs GB14. To be ordered separately.</p>	
	<p>Drywall (2 x 12,5 mm) water-resistant, re-enforced with wood</p> <p>V8602 - Mounting kit, 2 countersunk screws Ø10 x 80, plugs SX12. NB! Plugs are not needed. To be ordered separately.</p>	



PRESSALIT®

Product Item number	MATRIX CURVE II ergonomic wash basin with tap hole and overflow R2052000	
	Drywall (2 x 12,5 mm) water-resistant, re-enforced with 22 mm plywood Mounting in this wall type is not recommended - risk of fatal injury to persons and walls.	
	Drywall (2 x 12,5 mm) water-resistant, re-enforced with steel plates (2 mm) Mounting in this wall type is not recommended - risk of fatal injury to persons and walls.	
	Drywall (2 x 12,5 mm) water-resistant Mounting in this wall type is not recommended - risk of fatal injury to persons and walls.	

It is the responsibility of the installer to ensure that suitable wall fasteners are used.

pressalit.com